

### Features

- For LED Indoor Office & Retail Application
- 1-10V / PWM Dimmable
- High Reliability & Long Life 50,000hrs
- Compact Size/ Optimized Performance
- Constant Current Design/ Low Inrush Current/ Low Ripple Current
- Wide Input Range for Worldwide Use (up to 305Vac)
- Low Energy Consumption at Standby
- Suitable to Dry, Damp Location
- Protections: Short Circuit/ Open Circuit/ Over Voltage/ Over Temperature
- Class 2 Power Unit
- 100% Burn-in Test
- Safety: Meet IEC61347-2-13, UL8750 & EMI EN55015



### SPECIFICATION

Model Name	RAP-50-700-D	RAP-50-1000-D	RAP-50-1250-D	RAP-50-1400-D
Rated Power	50W	45W	50W	45W
Output Voltage	60-70V	30-45V	25-40V	18-32V
Rated Current	700mA	1000mA	1250mA	1400mA
Efficiency (typ.)	90%	89%	89%	88%
Input Voltage/ Frequency	120~277Vac/ 47~63Hz			
Power Factor (typ.)	≥0.9			
Turn On Delay Time,Rise time	≤0.5s max / ≤50ms max.			
Inrush Current (typ.)	10A cold start			
Life Time [2]	50,000 hours@amb.≤30°C			
Operating Temperature	-20°C~+45°C			-20°C~+40°C
Output Current Accuracy	±5%	±5%	±5%	±5%
Output Ripple Current[3]	±5%	±5%	±5%	±5%
Line Regulation	±0.5%	±0.5%	±0.5%	±0.5%
AC Current (typ.)	<0.54A			
Leakage Current	≤0.25mA			
Operating Humidity	20~95%RH			
Storage Temperature	-40~+85°C			
Storage Humidity	10~95%RH			
Vibration	0.01g <sup>2</sup> /Hz at 5 Hz sloping to 0.02g <sup>2</sup> /Hz at 20 Hz, and maintaining 0.02g <sup>2</sup> /Hz from 20 Hz to 500 Hz at a constant acceleration of 3.13G for 20 minutes per axis for all three axes			
IP Level	IP20 / IP65			
Over Voltage Protection	<120V	<60V	<60V	<60V
Other Protections	SCP ; Open Circuit Protection ; OTP ; OLP			
Surge Voltage	Differential Mode≥1KV ; Common Mode≥2KV			
Withstand Voltage (Hipot)	I/P-O/P 3750Vac, I/P-FG 1875Vac			
Isolation Resistance	I/P-O/P I/P-FG: 100M ohm @ 500Vdc / 25°C			
Safety Standards	EN61347-1, EN61347-2-13, UL8750			
EMC Standard	Compliant with EN55015 / CLASS B			
Dimension (LxWxH)	162.5 x 42.5 x 32 mm			
Net Weight / Packing	165g ; 36 pcs / box			

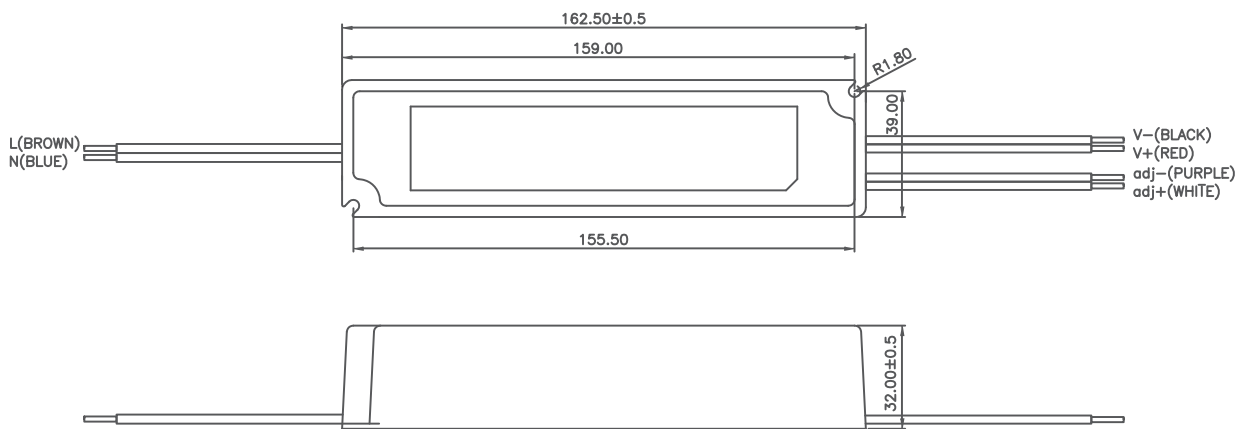
#### Notes:

1. Data that didn't mention is tested under 230Vac/ 50Hz full load condition.
2. Data at full load and rated voltage, 230Vac/50Hz input, and 35°C ambient temperature unless otherwise specified.
3. The ripple current must be measured under the condition of AC coupling & 20MHz bandwidth. (Rated input and rated output)
4. RAP-50-1400-D Safety Pending.
5. The input voltage information on the label should be marked ±10% less than the original input voltage, to conform with safety regulations.

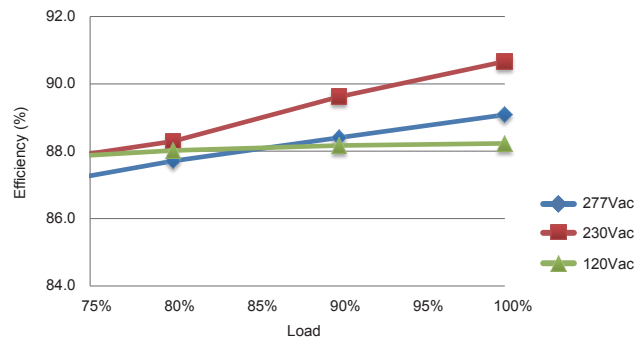




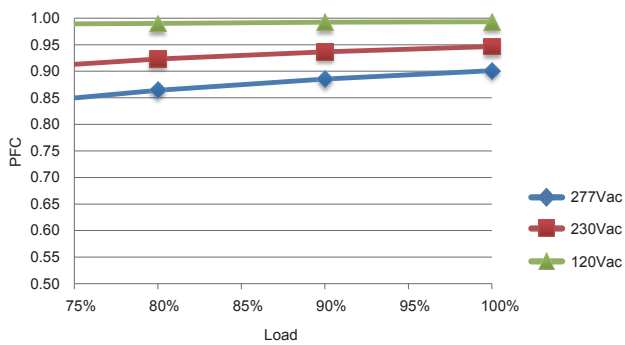
Unit: mm



Efficiency



PFC vs Loading



THD vs Input Voltage

